


# LG NeON™ 2

LG320N1C-G4 | LG315N1C-G4  
LG310N1C-G4 | LG305N1C-G4

## 60 cell

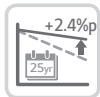
LG's new module, NeON™ 2, adopts Cello technology. Cello technology replaces 3 busbars with 12 thin wires to enhance power output and reliability. NeON™ 2 demonstrates LG's efforts to increase customer's values beyond efficiency. It features enhanced warranty, durability, performance under real environment, and aesthetic design suitable for roofs.



Cello Technology



### Key Features



#### Enhanced Performance Warranty

LG NeON™ 2 has an enhanced performance warranty. The annual degradation has fallen from -0.7%/yr to -0.6%/yr. Even after 25 years, the cell guarantees 2.4%p more output than the previous NeON™ modules.



#### High Power Output

Compared with previous models, the LG NeON™ 2 has been designed to significantly enhance its output efficiency making it efficient even in limited space.



#### Aesthetic Roof

LG NeON™ 2 has been designed with aesthetics in mind; thinner wires that appear all black at a distance. The product can increase the value of a property with its modern design.



#### Outstanding Durability

With its newly reinforced frame design, LG has extended the warranty of the NeON™ 2 for an additional 2 years. Additionally, LG NeON™ 2 can endure a front load up to 6000 Pa, and a rear load up to 5400 Pa.



#### Better Performance on a Sunny Day

LG NeON™ 2 now performs better on a sunny days thanks to its improved temperature coefficient.



#### Double-Sided Cell Structure




The rear of the cell used in LG NeON™ 2 will contribute to generation, just like the front; the light beam reflected from the rear of the module is reabsorbed to generate a great amount of additional power.

#### About LG Electronics



LG Electronics is a global big player, committed to expanding its operations with the solar market. The company first embarked on a solar energy source research program in 1985, supported by LG Group's vast experience in the semi-conductor, LCD, chemistry, and materials industries. In 2010, LG Solar successfully released its first MonoX® series to the market, which is now available in 32 countries. In 2013, the NeON™ (previous MonoX® NeON) won the "Intersolar Award", which demonstrates LG Solar's lead, innovation and commitment to the industry.

# LG NeON<sup>2</sup>

## Mechanical Properties


Cells	6 x 10
Cell Vendor	LG
Cell Type	Monocrystalline / N-type
Cell Dimensions	156.75 x 156.75 mm / 6 x 6 inch
# of Busbar	12 (Multi Wire Busbar) 
Dimensions (L x W x H)	1640 x 1000 x 40 mm
	64.57 x 39.37 x 1.57 inch
Front Load	6000 Pa / 125 psf 
Rear Load	5400 Pa / 113 psf 
Weight	17.0 ± 0.5 kg / 37.48 ± 1.1 lbs
Connector Type	MC4, MC4 Compatible, IP67
Junction Box	IP67 with 3 Bypass Diodes
Length of Cables	2 x 1000 mm / 2 x 39.37 inch
Glass	High Transmission Tempered Glass
Frame	Anodized Aluminum

## Certifications and Warranty

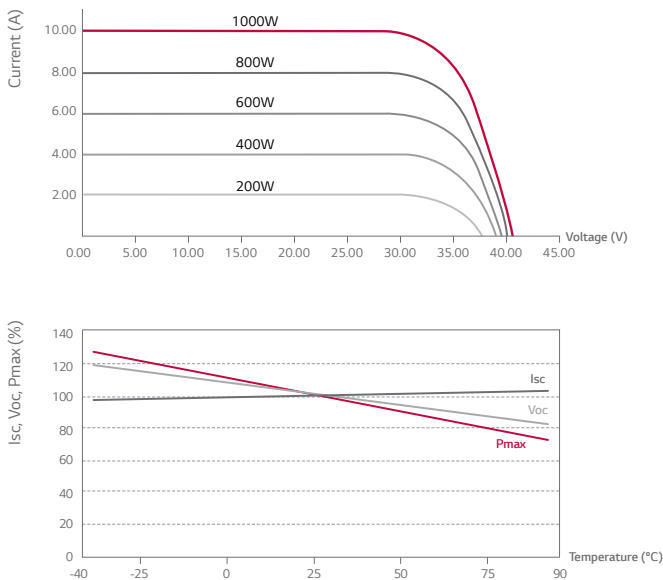
Certifications (In Progress)	IEC 61215, IEC 61730-1/-2, UL 1703,
	ISO 9001, IEC 62716 (Ammonia Test),
	IEC 61701 (Salt Mist Corrosion Test),
Module Fire Performance	Type 2 (UL 1703)
Product Warranty	12 Years 
Output Warranty of Pmax (Measurement Tolerance ± 3%)	Linear Warranty 

\* 1) 1st year: 98%, 2) After 2nd year: 0.6%p annual degradation, 3) 83.6% for 25 years

## Temperature Coefficients

NOCT	46 ± 3 °C
Pmpp	-0.38 %/°C 
Voc	-0.28 %/°C
Isc	0.03 %/°C

## Characteristic Curves



## Electrical Properties (STC\*)

	320 W	315 W	310 W	305 W
MPP Voltage (Vmpp)	33.6	33.2	32.8	32.5
MPP Current (Impp)	9.53	9.50	9.45	9.39
Open Circuit Voltage (Voc)	40.9	40.6	40.4	40.1
Short Circuit Current (Isc)	10.05	10.02	9.96	9.93
Module Efficiency (%)	19.5	19.2	18.9	18.6
Operating Temperature (°C)	-40 ~ +90			
Maximum System Voltage (V)	1000			
Maximum Series Fuse Rating (A)	20			
Power Tolerance (%)	0 ~ +3			

\* STC (Standard Test Condition): Irradiance 1000 W/m<sup>2</sup>, Module Temperature 25 °C, AM 1.5

\* The nameplate power output is measured and determined by LG Electronics at its sole and absolute discretion.

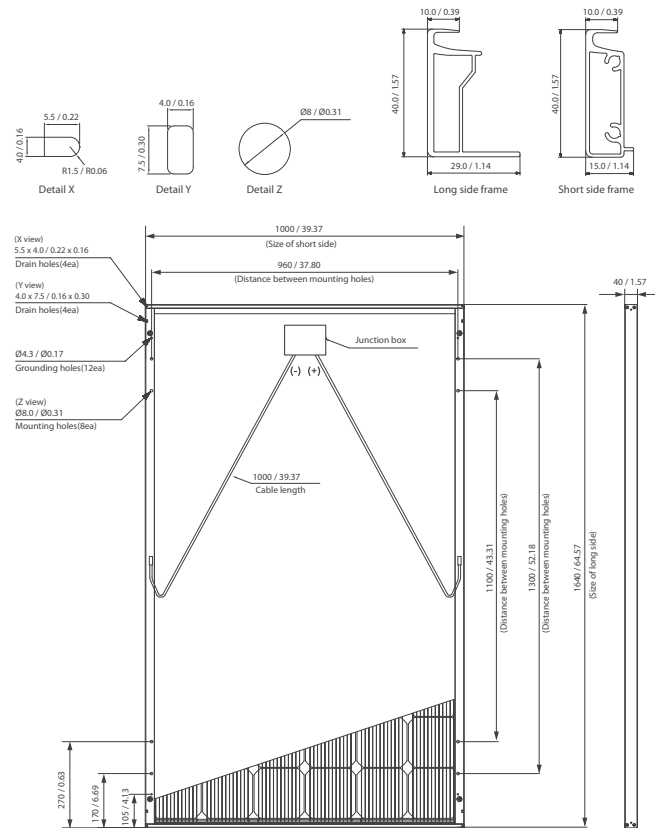
\* The typical change in module efficiency at 200 W/m<sup>2</sup> in relation to 1000 W/m<sup>2</sup> is -2.0%.

## Electrical Properties (NOCT\*)

	320 W	315 W	310 W	305 W
Maximum Power (Pmpp)	234	230	226	223
MPP Voltage (Vmpp)	30.7	30.4	30.0	29.7
MPP Current (Impp)	7.60	7.58	7.54	7.49
Open Circuit Voltage (Voc)	37.9	37.6	37.4	37.1
Short Circuit Current (Isc)	8.10	8.08	8.03	8.01

\* NOCT (Nominal Operating Cell Temperature): Irradiance 800 W/m<sup>2</sup>, ambient temperature 20 °C, wind speed 1 m/s

## Dimensions (mm / in)



\* The distance between the center of the mounting/grounding holes.

